


Erasmus

27/03/2022 02/04/
2022



Erasmus' mag



27/03/2022

The French
students waiting
for the plane

The Swedish students are fifteen years old, their teachers are Victoria for English and Hannah For Maths. The French students are sixteen years old, their teachers are Mrs Buijten for English option and Mrs Roche for history. They are accompanied from Celia in french school administration. The Sweden student's families welcomed the french students in their homes, it's very cool to learn other cultures and tradition. You will learn how poeple are from a different cultures but still have the same habits as you.

Romane

The first meeting between the French and the Swedish schools



The first meeting between the school from Nacka and the school from Clermont l'Hérault in the Eklidens school (Nacka/Sweden). 28/03/2022

ERASMUS is an iconic program of education of the European Union it gives the chance every year to 200 000 students to study and do training in other countries. It finances the cooperation between schools of high education. It's a good program cause they give the chance to people that can not travel to still go travel and discover other countries and their traditions.

This year the erasmus went with a french school called lycée René Gosse (Clermont l'Hérault) and a Swedish school called Eklidens skola (Nacka). They worked about the Human rights with a focus on the right to rest and leisure, right to education, right to equality, right to freedom of expression and opinion, right to asylum and migration.

Kyan

Arrival and preparations



After two years of preparation to finally meet we got the opportunity in March.

We have planned this out weeks before the arrival of the French. Even though we unfortunately had to reschedule because of the Corona virus. We pushed forward and continued to work together.


To go to Sweden. Monday 28th March, french people took the plane in Montpellier at 13:40 to arrive at Amsterdam at 15:35, at this time, they do a 2 hour stopover for took an other plane to stockholm at 17:30 to arrived at 19:30 and after that, we take a bus to go to Eklidens skola. When the french students arrive, they see their correspondent, go to our new home and talk with the swedish students.





Co-funded by the
Erasmus+ Programme
of the European Union

Awesome pictures during the long trip



During one day, we just
were in the airplane or in
the airport. It was very
long and annoying.

On the first pic just above
there is Kyan, Marvis, Izia in
the airport of Montpellier.
Just aside there is Mme
Buijten, Jeanne and Héloïse
in the plane to Amsterdam.
Under it we have the French
and Swedish students in the
school hall.
And the last picture is the
cockpit of the dutch plane
from Amsterdam to Sweden.

Kvan and Romane

Monday

The start of the week

This is the start of the meeting with the french and the swedish students. We will be documenting what we have done through the week.

We started of the week with meeting in the local city hall. Once there we started talking about how Sweden is structured but also how we handle the humand rights. After a while of talking and doing some exercises we had some traditionell Swedish fika. Moste of the people thought it was very good but also very diffrent from thir culture. After the Swedis fika we litsend to te city hall man speaking about the Swedish economy and how gratefull we where that the French students could come.




MONDAY


INTRODUCTION TO THE MADMAGZ

After lunch, at 13, the teachers showed us how the madmagz, the e-magazine, works. They explained us how to write our articles of each day to remember of this project in Sweden. We were divided into five groups, one group for each day. Every member of the group has to write an article about an activity we did during the day. It was so much work ! ;)





THE PEACE HOUSE WITH ANTONIO




What is it ?

Monday afternoon, Antonio from the Peace House charity came by to help us with something he called "The ice breaker", he presented himself before presenting the organization, which is a gathering place for peace, human rights and opportunity.

Through exhibitions, projects and educational activities suitable for children and young people, they work for social sustainability, then he proceeded by explaining what the ice breaker was all about.

Exercise explanation

We were handed a paper and a pen and we had to wander around the room and suddenly stop. Then the nearest person had to take our paper and draw the part of our face that was requested by Antonio. We repeated it till it formed our whole face, drawn by multiple people and with different styles.



*Student drawing the hair of another one.
Article by Mailyne*

What did it bring to the students ?

The exercise was beneficial for the students to feel a little bit comfortable with each other since it was the first day that they were meeting everyone. It was also very funny to see your own face interpreted by several people.

Agnes von Essen



The meeting

Today Agnes von Essen came to our School and talked about climate change and how people live in the some parts of Kenya. She talked about how they struggle with climate change but also about what they do to survive. She showed us how SIDA Alumni work for a better world. She presented how they work to create sustainable agriculture in Kenya. She told us that they are planting trees to bind carbondioxide and to bind the soil in the ground.

She said that other plants thrive because of the trees ability to collect water through the roots. This type of agriculture is called agroforestry. The trees also establish a natural habitat for animals and insects. She said that the work that they have been doing in Kenya also have helped the people in Kenya with equality between the genders.

LOGO

THE CREATION OF THE LOGO

The creation

In the morning, we were in two groups. One group listened to a presentation and one group created the logo for this project. We were in groups of 4-5 and we had some things that had to be in the logo. Like human rights, students, Europe, Sweden, France and more. First we did a sketch and if you wanted to, you could do it on your computer so it looked nicer. Otherwise you could just keep it on paper if you wanted to. Later in the week we will vote for the best logo that will represent us. We thought this was very fun to work in mixed groups with French and Swedish students so you got to know each other better. It was also a fun exercise to use your creative mind.



The winning logo





BOAT TRIP

THE BOAT TRIP TO GO TO SKANSEN


THE TRIP

To go to Skansen and get back to the school we needed to take the boat. The archipel of Sweden contain 36 000 isles, it is the country with the most of them in the world. So, to go somewhere you often take the boat. It really was a funny expérience for the French people because they rarely take it. The first trip to go to Skansen was pretty short, we seed the Grüna Lund but sadly it was closed. The trip to return to our school was longer, we observed the cuty by being on the boat and the atmosphere was really cool !



WAITING FOR THE BOAT

In the afternoon we took the bus to go to the boat. It started to snow and all the Swedish students we're like "oh no it's snowing" while the French were like "oh that's so cool". We waited for about 20 minutes and then we got on the boat.



ZOO

SKANSEN



The visit of the zoo

In the afternoon, we went to a zoo called Skansen. In this zoo we have seen a lot of animals like bears, snakes, rats, rabbits, monkeys... We don't see these animals everyday so it was a chance for us to may observe them. We also visited a farm and a church and learned about their operation.

Wednesday morning



Presentation of the project to the younger classes

A group of students from France went into the younger year's classes to talk about the twinspace and erasmus project that is taking place this week.

We talked about the various activities that we are doing over the week such as visiting the area and many group activities between the French and Swedish students.

This project might take place again in the future so it's important that the younger students know about what it is.

Lucie


Wednesday morning



Photo project

On Wednesday after coming to school. We started photography activities. We were divided in groups of 3 or 4 Swedish and French students. Every group picked a paper and on this paper was written one human rights. The task consisted to take 2 pictures to represent violation of those human rights. The day before the art teacher shows examples for the task. We went all around school with props to illustrate as best the violation. The project has been posted on the twinspace and on classroom "Erasmus". The picture will be stick on the Swedish school walls. Article 9: Everyone has the right to freedom of thought, conscience and religion • Article 21: Everyone has the right to take part in the government of his country, directly or through freely chosen representatives.

Mael and Angie





Wednesday afternoon

As mentioned before the play was about the holocaust and how people in the 40s did not speak up for what they thought was wrong

It was not a normal theater, we gathered in a big room where you could walk around the actors as they played. It was a really cool experience and the atmosphere in the room was unreal. There were big speakers and projectors that showed pictures on the wall.

The actors used sand and in the end they made us follow them, and I think that was a way to show how easy we follow the leader. Vega





Wednesday afternoon



Wednesday afternoon

Artipelag We gathered at 12:00 to take the buss to a museum that is called artipelag. The buss ride took quite some time but it was worth it. The museum was big and beautiful. The exhibition was supposed to represent the time during WW2 and the holocaust. The exhibition was in a big room and there was live performers there. They did a great job with express emotion. You were aloud to do what ever in the room: lie down, walk around or sit down. After the exhibition we ate some Swedish fika and coffee before we went home.
Mila



31/04 Thursday
(Louise, Astrid, Clarisse, Izia, Marvis, Petronella)

TALK ABOUT THE PERFORMANCE

WRITING AND SHARING ABOUT THE PERFORMANCE !

On Thursday, we began our day at 8:30 AM in the conference room. There, we were put into groups and talked about what some of the students saw and experienced at Artipelag the day before. Some of us had a test so they couldn't come. We saw some pictures and words and discussed their meaning around peace and war.

When we were done we wrote down words that represented for us everything we talked about. Our next assignment was to read the French's articles that they wrote before coming to Sweden and write a reflection on what we thought about it. We then left for Old Town at 10:10 AM after getting lunches and drinks from the school.




Thursday

THE OLD TOWNS HOUSES AND ARCHITECTURE



COLOURS AND STATUS

On the guided tour we learnt about the houses and that the colour of the houses is connected to the status of those who lived there. Sweden has a lot of mines with the same red pigment as rust. This pigment was often used to paint houses. Light yellow houses was for the great and extraordinary people while the darker houses was for the lower class.



The tilting city and burning houses without help.

While walking through the old city we saw many old and beautiful buildings. Some buildings has a history. Every building is very old and pretty. While strolling through the city we got to know very interesting facts about the houses and the town.

The town is built on mostly garbage and therefor the houses has started to tilt. On some buildings we saw the windows isn't leveld anymore because of the tilting city.

We also got to know that some doors on the streets has a symbol on top of them. The symbol was the phoenix bird that is connected to fire. That means that the house with the symbol is prioritized in case of fire. Even if a house really close was burning as well that house wouldn't get help because of the prioritation rule.

This was a really interesting day and we all got to know very interesting things about the city. For example, facts about kings, happenings in stockholm, the vasa ship and all the beautiful buildings of course.

*Written by: Astrid
Photos taken by: Astrid*

31/03 Thursday
(Louise, Astrid, Clarisse, Izia, Marvis, Petronella)

GUIDED TOUR AROUND THE OLD TOWN, STOCKHOLM



SOME OF THE LANDMARKS AND TOURIST ATTRATCTIONS WE SAW:

Some fun facts that we learned about the old town was that there were a lot of fake windows because they implied a window tax. So people started making fake windows with paint to avoid those expenses. We also learned that the metal parts between many of the windows were used to stabilize the houses. Diffrent colour houses meant diffrent types of wealth.


We went to the highest point in the Old Town which was the main square. The guide told us about Stockholm bloodbath that took place in 1520. It was an execution/ trial that happened after a party and many famous and important people like nobles and bishops were brutally murdered. Many people died and the blood of the victims coloured the streets red.



The guide talking about Stockholm bloodbath.

GROUP REFLECTIONS ON THE TOUR

I personally enjoyed the tour despite the cold. Many of the French students were shocked that every building and structure had such a big history behind it. I think that both Swedish and French students learned alot about Swedish history this day and I also think that it is important to remember what took place on this historic place and landmark.



THE MOST NARROW ALLEY IN THE OLD TOWN

The alley is called "Mårten Trotzigs gränd" and is the most narrow alley in the old town. Because of the constant moving earth plates, buildings in the old town lean towards each other. Its 90 cm thin on the most narrow part and the name comes from Mårten Trotzig who bought the building in 1500.

31/03 Thursday (Louise, Astrid, Clarisse, Izia, Marvis, Petronella)

A TRIP TO STOCKOLM AND THE NOBEL PRIZE MUSEUM



The image on the left represents Alfred Nobel on a coin. The Nobel Prize has been made after his will...

VISITING THE NOBEL PRIZE MUSEUM

We came to Stockholm by bus at 10:30 AM and then separated into 2 groups. First one went to the Nobel Prize Museum and the other one had a guided tour. At the entrance of the museum, they were biographies and inventions of different people who had won the Nobel Prize. In the back, there were outfits of the Nobel Prize winners at the ceremony.

It was very surprising! The dress looked hard to put on and it looked like they were almost made with plastic or even paper. They were videos in the Museum showing some interview or ceremony of people with their inventions and there was also an interactive invention to try yourself.


More About the museum:

The Nobel Prize Museum aims to spread knowledge and create interest and discussion around sciences and culture by presenting some creative learning, exhibition techniques and modern technology.



MEETING UP...

At lunch, we ate some pasta-salads that the school gave us and we met up after the second group finished visiting the museum. Afterward, we were on our own and went to souvenir-shops.



The Nobel Prize museum

The front side of the Nobel Prize museum...

LOGO TIME

This morning we worked together for the project.

When we arrived we had a lot to do. At first we finished some work in groupe with swedish and french people.

During two hours we had to do the articles for the Madmagazines in groupes. Everyone had task to do, it was cool to remember what we did durring the week.



And the best thing was to vote for the best logo, we really enjoyed this time. we are all very proud of the one we choose to represent our work.



picture of the presentation and the vote of the best logo for the project

This is a picture of the logo that won :





The last moment of work together

thanks to this morning we had a great moment, with a lot of nostalgia. it was great to spend time together in group the last day even if it was for word. Those activities were cool because we had to talk to everybody about what we thought about the week that we spend together.

We also had a moment of free time. We all ate our last cinnamon roll, one of the best thing in Sweden.

We also ate for the last time at the canteen with everyone.

And then before we go we started to install some photos of the meeting of the evening.

Also our last moment with the teachers

FRIDAY EVENING

the last moment

the exhibition
that we
mounted in
the morning

It was the parent-student meeting, we were able to show our work produced during the week on "human rights".

The exhibition shows photos of our activities and meetings during the week. There was a buffet, it was like an aperitif.

Victoria did a speech in front of all the parents and the students to say goodbye and thank you.



Friday,



One could almost forget that It was our last time together during the last lesson, almost.

Once our teachers allowed us to enter the classroom we were met with a student's worst nightmare, work. The tables were lined up in groups of four that we were to work at. Once seated we were assigned to our groups and then given the task of electing the picture we thought best suited the project to be its logo. It was extremely closely fought between

two groups, but in the end the group that had the graphical designer won out. Coincidence? I think not.

I think we were all quite happy with the end result. It was a good logo, made by a good man. It perfectly represented the spirit of the project without being too controversial or projecting. I hope

As the last morning dawned upon us it was with great sorrow that we gathered on the courtyard outside of the school that we had spent so many hours wasting our precious time in. Although we all were saddened, there was a slight feeling of relief amongst some of us as this week has been quite exhausting. It was to be our final day together.

Behold, our chosen logo.
The only decent alternative.

As the voting came to a close we were left with only one decent alternative. There were no other decent choices. The winning group, Seven, had managed to do the impossible. They had produced the only good picture.



This Project: Madmagz

We didn't receive any direct instructions when assigned this project, and thus the whole process of writing this newspaper has been quite chaotic with a lot of turns and surprises. It was extremely odd for most of the time, but it wasn't even remotely as bad as the tour we did of the old town in -10 degrees Celsius on Thursday, so I can't really complain that much. All and all it was a positive experience, but a bit odd.

Friday Ossian

Football after lunch



We had just eaten lunch in the canteen, and it was time for a football break. Some of the French people went to the mall to eat, but 6 Swedish students and one French student stayed at the school.

Preparing for exhibition



After the time in the mall, everybody went home and prepared themselves for the exhibition. The teachers were hanging the photos and organizing the tables.

Then we met up in the glass corridor at 17.00 to mingle, eat pizza and tell all the parents about our project week.

Nacka Forum

After a long day at school we went to the biggest mall in our area called Nacka forum. In this mall we did just hang around and have a great time. The time between school and the exhibition were two hours long, so we spent the time in the mall.



The Exhibition, Le Grand Finale.

Remarkable Progress, Immaculate Work, One Last Goodbye.

It was Friday evening. We all gathered together for one last project together. The French and Swedish students had worked vigorously for the past week with assembling all the necessities, and In the end I'm quite sure that we all were quite proud of our work, but the joy we felt over finally being done with the project was overshadowed by the regret and sorrow we felt by their looming departure. This was to be the last time some of us ever saw them, and so we made the most of it. There were vast amounts of delicious, newly cooked food present for all to eat together with a myriad of delicious drinks and other such refreshments. As the evening begun our esteemed guests, our parents, arrived at full to witness our triumph, and that they did.



Our images of Human Rights' Violations, manufactured during Wednesday.

Whilst most parents were inside speaking to each other whilst observing our work some of the students decided to go out and play football, It was great fun and lasted for the rest of the evening until it was time to return home.

« As the evening came to a close we all returned to our homes, content. »

Additional Information

Ekliden School

Ekliden's school is a municipal high school located in central Nacka. Near the school there is Nacka Auditorium and Nacka Sports Center with an ice rink, swimming pool, several indoor sports halls and outdoor sports fields. The school is one of the largest in all of Sweden and has around 900 students.

Nacka Municipality

Nacka is one of the most prosperous areas in all of Sweden. It has been majority conservative for close to seventy years as of now, and most of its citizens far outmatch the average Swede in terms of wealth and land ownership. It's one of the better areas to live in, and we're happy to do so.

Erasmus Project


As the addition of this Madmagz comes to an end I'd like to take the time to thank the Erasmus Project and the European Union for organizing and funding this project. It has been a great experience and we're all very thankful for being a part of it. Many praises to you, whoever you are, and your work.

Post-School activities organized by the students.

For some the experience with the French students ended at the same time as the exhibition did, but for others it continued far longer. There was a post school final get-together organized by some of the Swedish hosts for all French and Swedish students to attend. Somehow this became public attention, and thus we're forced to write about it.



The photo exhibition



On the day before the departure an exhibition was organised


Students had worked on breached Human Rights , they illustrated them with pictures taken in school.
Parents were invited to this "grand finale"



FRIDAY EVENING



The goodbye party



There is some pictures of the little party we did with all the students, it was so nostalgic.

It was our last moment together, everybody had a great time.

And then the next day we left all our friends to go back to France, many of us were crying, we were sad even though we know that we are going to see everybody again. But saying goodbye to our host family was so emotional.

Then some pictures of the french in the plane, really tired of this great week.

We really look forward to see them in France!





LOGO

Lupici bla parioreprae nest eum res min porum

*Ci asit, cusciat iaesed quam, volesto officiam etus, eum uta alicilicidit laboresto
velenis neuve laccus earum idit untiis est labores dio cum que uibus as sit dolores
temquam reptatius sam dunt.Arunt omnia duntiaE*